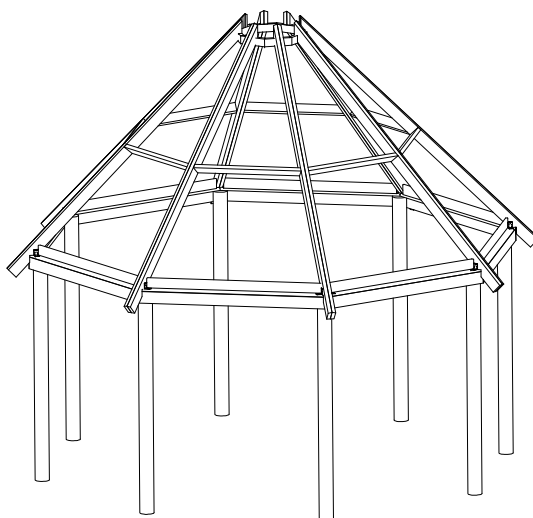
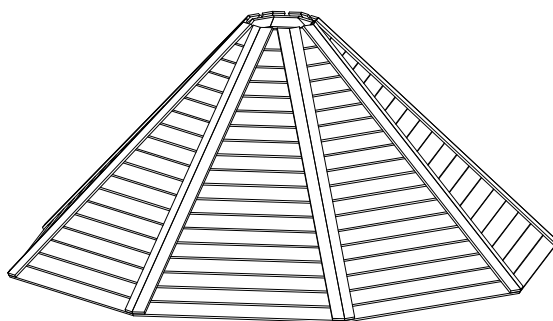


# NORLEG

8-sided barbecue house diameter 6 m		
LE 20070	ASSEMBLY DRAWING	scale :

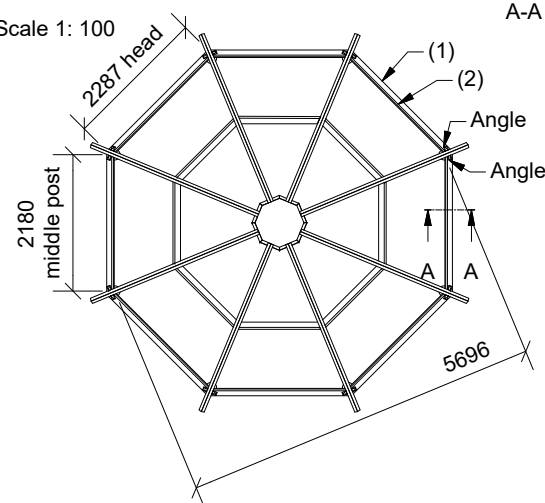
DATE **15.02.2011**  
REV. A: 02.06.2015



- 1: Place posts and heads in terrain as indicated on the main drawing and the layout below and cast it.
- 2: Secure the heads to the posts using 140 mm coach screws, 2 in each post.
- 3: Mount bevelled platform board (1) on head/posts, front edge flush with head using 60 mm screws.
- 4: Assemble hip rafters and mount diagonally on heads and around top collar.
- 5: Secure the hips to the platform board (1) using angle bars.
- 6: Mount and secure the trimmed rafters to the hips using 120 mm screws, 2 at each end.
- 7: Mount vertical platform board (2) between the rafters before mounting the roof. 60 mm screws.
- 8: Secure the roof boards to the structure using 60/80 mm screws.
- 9: Cover hip joints with bevelled boards. Secure using 60 mm screws.

Layout

Scale 1: 100



A-A ( 1 : 25 )

